

ADA ACCESSIBILITY

LIVE AUDIT CHECKLIST











WHY IT MATTERS

Accessible stores are easier for everyone to use improving trust conversions, and reducing legal risk.

A quick visual accessibility audit for your Shopify store.

Use this checklist to evaluate key visual elements that impact accessibility, user experience, and compliance with ADA standards.

AREA	WHAT TO CHECK	YES	NO	NOTES
	1. COLOR CONTRAST <ul style="list-style-type: none"> Text and background meet WCAG contrast ratios (4.5:1 for normal text, 3:1 for large text). Buttons and links stand out clearly. Information is not conveyed by color alone. 	<input type="checkbox"/>	<input type="checkbox"/>	_____
	2. TYPOGRAPHY & READABILITY <ul style="list-style-type: none"> Body text is at least 16px. Fonts are legible and easy to read. Sufficient line height (1.4-1.6) and paragraph spacing. Avoid ALL CAPS for long text blocks. 	<input type="checkbox"/>	<input type="checkbox"/>	_____
	3. IMAGES & ALT TEXT <ul style="list-style-type: none"> All meaningful images have descriptive alt text. Product images describe key details (type, color, material, use). Decorative images are marked as such. 	<input type="checkbox"/>	<input type="checkbox"/>	_____
	4. BUTTONS & CTAS <ul style="list-style-type: none"> Buttons have clear, specific labels. Buttons are large enough to click/tap. Hover and focus states are visible. Not relying on color alone to indicate interactivity. 	<input type="checkbox"/>	<input type="checkbox"/>	_____
	5. NAVIGATION & STRUCTURE <ul style="list-style-type: none"> Logical heading hierarchy (H1 → H2 → H3). Consistent navigation across all pages. Menus are easy to understand and navigate. Important content is easy to find. 	<input type="checkbox"/>	<input type="checkbox"/>	_____
	6. FORMS & INPUTS <ul style="list-style-type: none"> Every form field has a visible label. Placeholder text is not the only label. Error messages are clear, visible, and helpful. Required fields are identified. 	<input type="checkbox"/>	<input type="checkbox"/>	_____
	7. KEYBOARD ACCESSIBILITY <ul style="list-style-type: none"> All interactive elements are keyboard accessible. Focus states are visible (you can see where you are). No keyboard traps or hidden focus. 	<input type="checkbox"/>	<input type="checkbox"/>	_____
	8. MOTION & DYNAMIC CONTENT <ul style="list-style-type: none"> No auto-playing or flashing content. Animations and transitions can be paused or skipped. Content updates do not cause disorientation. 	<input type="checkbox"/>	<input type="checkbox"/>	_____



QUICK PASS CHECK

If you answered "No" to any item, you have an opportunity to improve accessibility and the experience for your customers.



NEXT STEPS

- ✓ Address any "No" items.
- ✓ Re-audit your store regularly.
- ✓ Accessibility is an ongoing commitment.